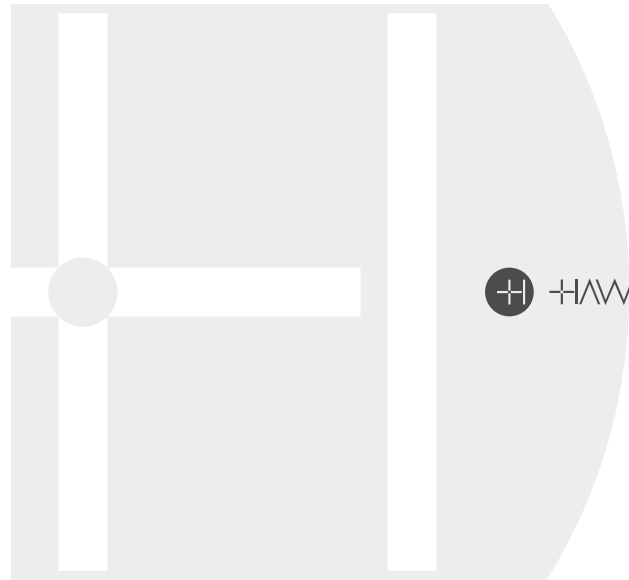




HAWKE®

VISION ACCOMPLISHED

www.hawkeoptics.com
Born in the UK



HAWKE®

FFP HALF MIL DOT



OVERVIEW

The FFP Half Mil Dot reticle was developed specifically for first focal plane optical systems and based around the common principles of mil spaced reticles. With half mil spaced markings out beyond 5 mil in all directions, the FFP Half Mil Dot is a versatile reticle that provides aim points no matter how extreme the conditions.

Hollow posts are segmented into mil spacing and 0.2 mil spacings, so can be used for bracketing and rangefinding.



RETICLE SUBTENSIONS

MIL-MIL SETUP

The mil spaced reticle and $\frac{1}{10}$ MRAD turrets make for easy point of aim adjustment. Every 10 clicks on the turret will measure exactly 1 mil spacing on the reticle, also known as 1 MRAD. Because of FFP this is true on all magnifications.

IMPERIAL

1 MRAD = 3.6in @ 100yds = 3ft @ 1000yds. Therefore at different ranges, each $\frac{1}{10}$ MRAD click of adjustment changes: 50yds = 0.18in, 100yds = 0.36in, 200yds = 0.72in, 300yds = 1.08in.



METRIC

1 MRAD = 1m @ 1000m = 10cm @ 100m. Therefore at different ranges, each $\frac{1}{10}$ MRAD click of adjustment changes: 50m = 5mm, 100m = 10mm, 200m = 20mm, 300m = 30mm.

ÜBERSICHT

Das Mil-Absehen mit erster Brennebene (First Focal Plane, FFP) wurde speziell für optische Systeme mit erster Brennebene entwickelt und baut auf den gängigen Prinzipien für Absehen mit Mil-Abstand auf. Mit Markierungen im Halb-Mil-Abstand außerhalb von 5 Mil in allen Richtungen ist das FFP Half Mil Dot ein vielseitiges Absehen, das selbst unter extremsten Bedingungen Zielpunkte bietet.



Die Hohllinien sind in Mil-Abstände und 0,2-Mil-Abstände unterteilt, so dass sie für Bracketing und Entfernungsmessung benutzt werden können.

ABSEHENSABDECKUNGEN

MIL-MIL-Setup

Das Absehen im Mil-Abstand und die $\frac{1}{10}$ MRAD-Verstelltürme ermöglichen eine einfache Zielpunkteinstellung. Jeweils 10 Verstell Schritte an dem Verstellturm entsprechen genau 1 Mil-Abstand auf dem Fadenkreuz. Aufgrund der ersten Brennebene (FFP) gilt dies für alle Vergrößerungen.

ZÖLLIG

1 MRAD = 3,6 in bei 100 yds = 3 ft bei 1000 yds. Folglich ändert sich jeder $\frac{1}{10}$ MRAD-



Verstellschritt bei verschiedenen Entfernungen: 50 yds = 0,18 in, 100 yds = 0,36 in, 200 yds = 0,72 in, 300 yds = 1,08 in.

METRISCH

1 MRAD = 1 m bei 1000 m = 10 cm bei 100 m Folglich ändert sich jeder $\frac{1}{10}$ MRAD-Verstellschritt bei verschiedenen Entfernungen: 50 m = 5 mm, 100 m = 10 mm, 200 m = 20 mm, 300 m = 30 mm.

PRESENTATION

Le réticule FFP Half Mil Dot a été développé spécifiquement pour les systèmes optiques à premier plan focal et il utilise les principes communs à tous les réticules avec marquage tous les mil. Avec des marquages tous les demi mil au-delà de 5 mil dans toutes les directions, le réticule



FFP Half Mil Dot est un réticule polyvalent donnant des points de visée dans les conditions les plus difficiles.

Les montants creux sont segmentés avec des intervalles de 1 mil et de 0,2 mil, afin de pouvoir les utiliser pour le bracketing et la télémétrie.

SUBTENSIONS DE RETICULES

CONFIGURATION MIL-MIL

Le réticule marqué tous les mil et les tourelles $\frac{1}{10}$ MRAD facilitent le réglage du point de visée. 10 clics sur la tourelle correspondront exactement à un espacement de 1mil sur le réticule. Grâce au réticule FFP, ceci est vrai pour tous les grossissements.



UNITES ANGLO-SAXONNES

1 MRAD = 3" @ 100yds = 3ft @ 1,000yds Donc, à des distances différentes, chaque clic de réglage $\frac{1}{10}$ MRAD provoque les modifications suivantes : 50yds = 0.18in, 100yds = 0.36in, 200yds = 0.72in, 300yds = 1.08in.

UNITES METRIQUES

1 MRAD = 1m @ 1000m = 10cm @ 100m Donc, à des distances différentes, chaque clic de réglage $\frac{1}{10}$ MRAD provoque les modifications suivantes : 50m = 5mm, 100m = 10mm, 200m = 20mm, 300m = 30mm.



RESUMEN

La retícula FFP Half Mil Dot se ha diseñado de forma específica para sistemas ópticos de primer plano focal tomando como base los principios comunes a las retículas espaciadas por miliradianes. Con marcas espaciadas cada medio milirradián, a partir de los 5 miliradianes, en todas direcciones, la FFP Half Mil Dot es una retícula versátil que ofrece puntos de mira en las condiciones más extremas.

Los postes huecos se dividen en espaciados de miliradianes y de 0,2 miliradianes, de forma que se puedan utilizar para el horquillado y la telemetría.



COBERTURA DE LA RETÍCULA

CONFIGURACIÓN MIL-MIL

Las retículas espaciadas en miliradianes y las torretas $\frac{1}{10}$ MRAD ofrecen un ajuste sencillo del punto de mira. 10 clics de la torreta equivalen exactamente a un espaciado de 1 milirradián en la retícula. Dado que se trata de un sistema de primer plano focal, esto es aplicable a cualquier aumento.

SISTEMA IMPERIAL

1 MRAD = 3,6 pulgadas a 100 yardas = 3 pies a 1000 yardas Por tanto, a distintas distancias, cada clic de ajuste de $\frac{1}{10}$ MRAD es diferente: 50 yardas = 0,18 pulgadas, 100 yardas = 0,36 pulgadas, 200 yardas = 0,72 pulgadas, 300 yardas = 1,08 pulgadas.



SISTEMA MÉTRICO

1 MRAD = 1 m a 1000 m = 10 cm a 100 m. Por tanto, a distintas distancias, cada clic de ajuste de $\frac{1}{10}$ MRAD es diferente: 50 m = 5 mm, 100 m = 10 mm, 200 m = 20 mm, 300 m = 30 mm.

PANORAMICA

Il reticolo FFP Half Mil Dot è stato realizzato appositamente per le ottiche sul primo piano focale, e si basa sui principi comuni dei reticoli con distanziatori mil. Con metà dei distanziatori mil impostati oltre 5 mil in tutte le direzioni il reticolo FFP Half Mil Dot si dimostra altamente versatile e fornisce punti di tiro anche nelle situazioni più estreme.

All'interno dei distanziatori in mil e 0,2 mil sono stati segmentati montanti cavi, utilizzabili per tiro a forcella e telemetria.



SOTTOTENSIONI DEL RETICOLO

IMPOSTAZIONE MIL/MIL

Con il reticolo con distanziatori mil e torrette $\frac{1}{10}$ MRAD, regolare il punto di mira è facile. 10 scatti sulla torretta equivalgono esattamente a una distanza di 1 ml sul reticolo. Grazie al primo piano focale (FFP), questo vale a tutti i livelli di ingrandimento

SISTEMA IMPERIALE BRITANNICO

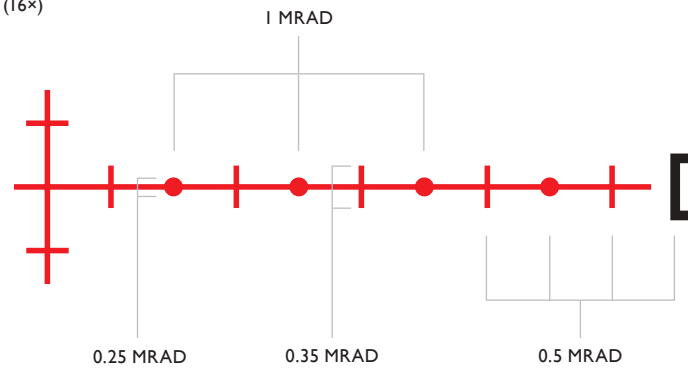
1 MRAD = 3,6" a 100 iarde = 3 piedi a 1000 iarde. Di conseguenza, a distanze diverse cambia anche ognuno degli scatti di regolazione: $\frac{1}{10}$ MRAD: 50 iarde = 0,18", 100 iarde = 0,36", 200 iarde = 0,72", 300 iarde = 1,08".



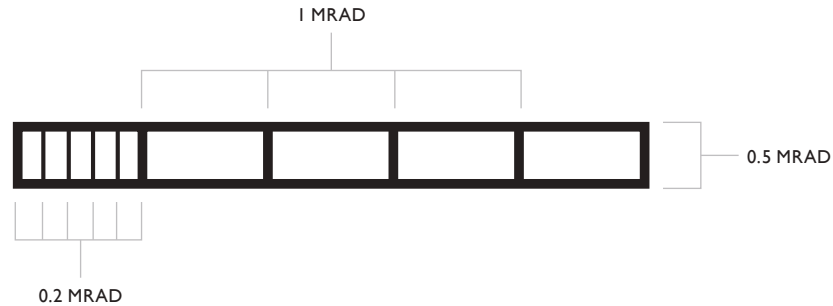
SISTEMA METRICO DECIMALE

1 MRAD = 1 m a 1000 m = 10 cm a 100m. Di conseguenza, a distanze diverse cambia anche ognuno degli scatti di regolazione: $\frac{1}{10}$ MRAD: 50 m = 5 mm, 100 m = 10 mm, 200 m = 20 mm, 300 m = 30 mm.

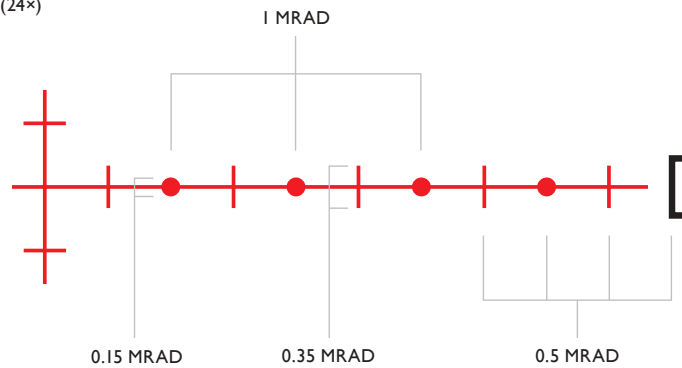
FFP Half Mil Dot (16x)



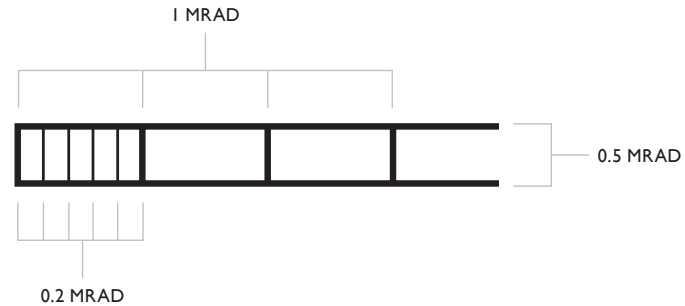
FFP Half Mil Dot (16x)



FFP Half Mil Dot (24x)

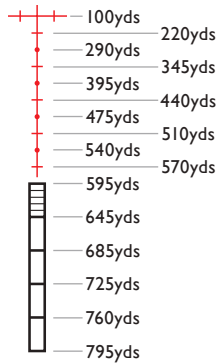


FFP Half Mil Dot (24x)



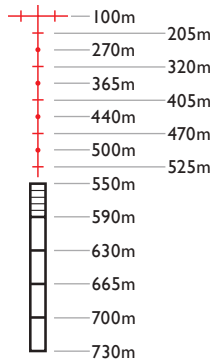
.223 REM CENTERFIRE

Muzzle Velocity: 3240fps
Ballistic Coefficient: 0.2135
Zero Range: 100yds



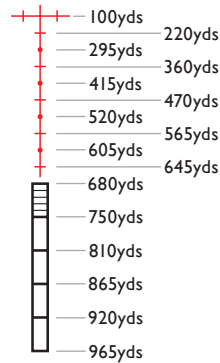
.223 REM CENTERFIRE

Muzzle Velocity: 988m/s
Ballistic Coefficient: 0.2135
Zero Range: 100m



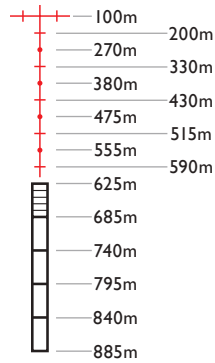
.243 WIN CENTERFIRE

Muzzle Velocity: 2960fps
Ballistic Coefficient: 0.3691
Zero Range: 100yds



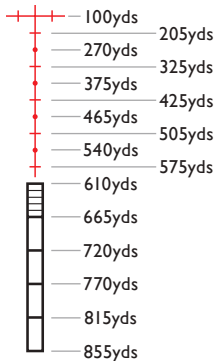
.243 WIN CENTERFIRE

Muzzle Velocity: 902m/s
Ballistic Coefficient: 0.3691
Zero Range: 100m



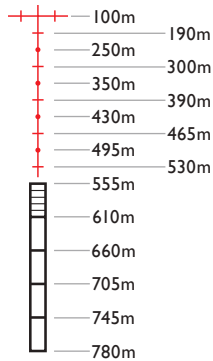
.308 WIN CENTERFIRE

Muzzle Velocity: 2820fps
Ballistic Coefficient: 0.3208
Zero Range: 100yds



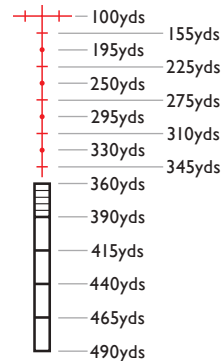
.308 WIN CENTERFIRE

Muzzle Velocity: 860m/s
Ballistic Coefficient: 0.3208
Zero Range: 100m



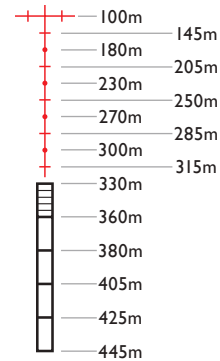
.17 HMR RIMFIRE

Muzzle Velocity: 2550fps
Ballistic Coefficient: 0.1251
Zero Range: 100yds



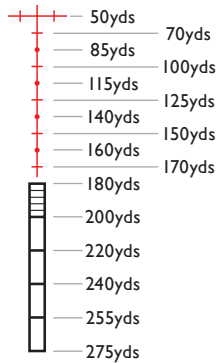
.17 HMR RIMFIRE

Muzzle Velocity: 777m/s
Ballistic Coefficient: 0.1251
Zero Range: 100m



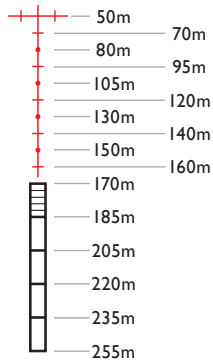
.22 LR HV RIMFIRE

Muzzle Velocity: 1260fps
Ballistic Coefficient: 0.1300
Zero Range: 50yds



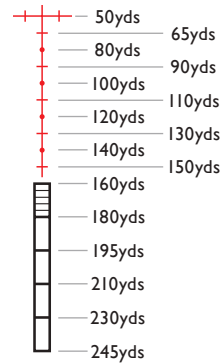
.22 LR HV RIMFIRE

Muzzle Velocity: 384m/s
Ballistic Coefficient: 0.1300
Zero Range: 50m



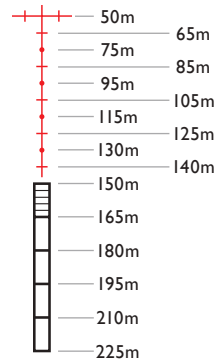
.22 LR SUB RIMFIRE

Muzzle Velocity: 1057fps
Ballistic Coefficient: 0.1300
Zero Range: 50yds



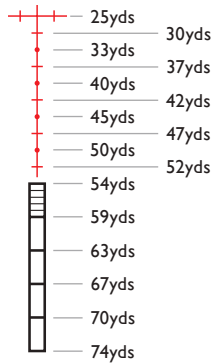
.22 LR SUB RIMFIRE

Muzzle Velocity: 322m/s
Ballistic Coefficient: 0.1300
Zero Range: 50m



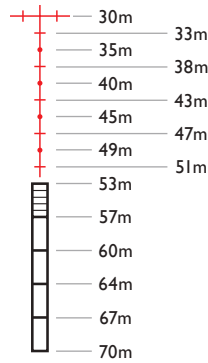
.22 AIRGUN (12ft/lb)

Muzzle Velocity: 560fps
Ballistic Coefficient: 0.0183
Zero Range: 25yds



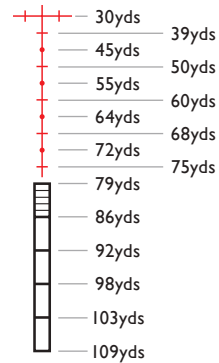
.22 AIRGUN (16 Joules)

Muzzle Velocity: 171m/s
Ballistic Coefficient: 0.0183
Zero Range: 30m



.177 AIRGUN (12ft/lb)

Muzzle Velocity: 786fps
Ballistic Coefficient: 0.0193
Zero Range: 30yds



.177 AIRGUN (16 Joules)

Muzzle Velocity: 240m/s
Ballistic Coefficient: 0.0193
Zero Range: 25m

